

Graduate  
Employability  
Survey –  
Analysis Report

**2018 - 2020**

---

University of Colombo

## Contents

Introduction .....	3
Methodology .....	5
Section 01: Background Characteristics of Graduates.....	6
Section 02: Labor Market Prospects of Graduates of University of Colombo.....	7
Overall Employability.....	7
Institution wise Employability of Graduates without Education and Medical Graduates .....	9
Type of Employment of the Graduates .....	10
Annexure 01.....	13

## Introduction

The University of Colombo is conducting the Graduate Employability Survey during the General Convocation every year.

Data for the survey report were collected through a structured questionnaire which was sent by the University Grants Commission, and it has been modified slightly by adding few more questions.

It was made mandatory for the graduands to fill the questionnaire to collect the Cloak before the convocation.

During the years 2018, 2019 & 2020, the Survey was conducted on following months,

<b>Year</b>	<b>Month in which the survey was conducted</b>	<b>Duration between the survey date and the final exams</b>
2018	July 2018	Approximately 6 – 8 months
2019	July 2019	Approximately 6 – 8 months
2020	February 2020	Approximately 10 – 12 months (due to Covid 19)

Table 01: Response Rates for the survey

Faculty/ Institute	2018	2019	2020
	Response Rate	Response Rate	Response Rate
Arts	97%	96%	78%
Education	98%	98%	91%
Law	100%	98%	80%
Management	98%	96%	75%
Medicine	24%	93%	60%
Science	97%	97%	87%
Sri Palee	-	97%	86%
IIM	80%	99%	95%
UCIARS	100%	100%	94%
UCSC	68%	99%	84%
<b>Overall</b>	<b>92%</b>	<b>97%</b>	<b>80%</b>

Abbreviations:

IIM: Institute of Indigenous Medicine

UCSC: University of Colombo School of Computing

UCIARS: University of Colombo, Institute of Agro-technology and Rural Science

## **Methodology**

Data were collected using a structured questionnaire filled by the responding graduates. The questionnaire sent by the University Grants Commission was used in 2018, 2019 & 2020 with few new additions to it. The questionnaire is attached to this report as Appendix 1.

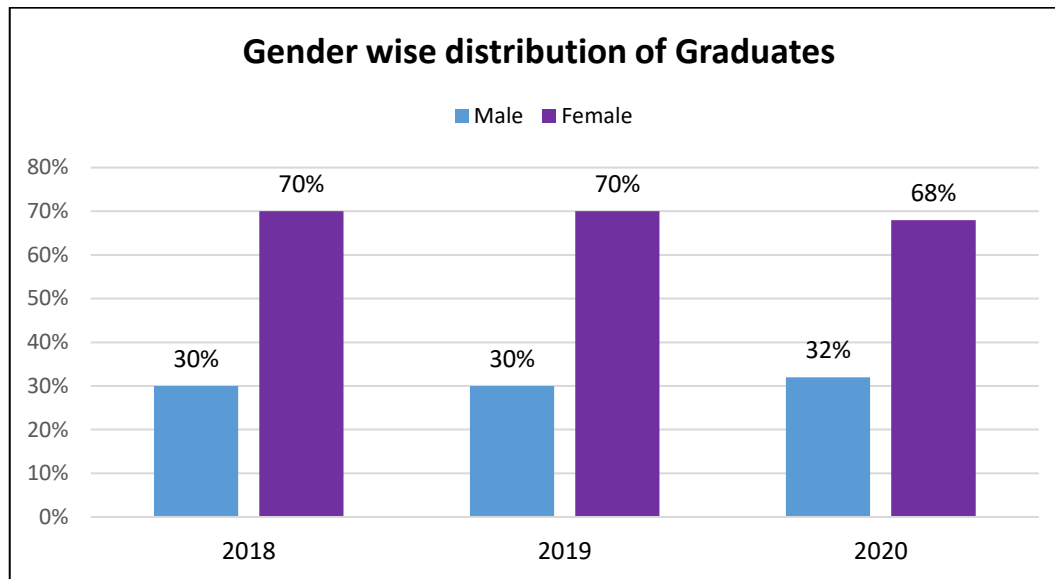
The questionnaire was sent to the students of the faculties, Campus & Institutes along with the convocation letters. Questionnaires were filled by the students at the university premises during years 2018 & 2019 while collecting the cloaks and the survey was digitized during 2020 due to Covid 19 pandemic.

It was made mandatory for all the graduands to fill the questionnaire to collect the cloak before the convocation in order to improve the response rate.

## Section 01: Background Characteristics of Graduates

Table 02: Gender wise distribution of the graduates

Gender	2018	2019	2020
Male	30%	30%	32%
Female	70%	70%	68%



Graph 01: Genderwise distribution of Graduates

## Section 02: Labor Market Prospects of Graduates of University of Colombo

### Overall Employability

Table 03: Employability Rate of the Graduates

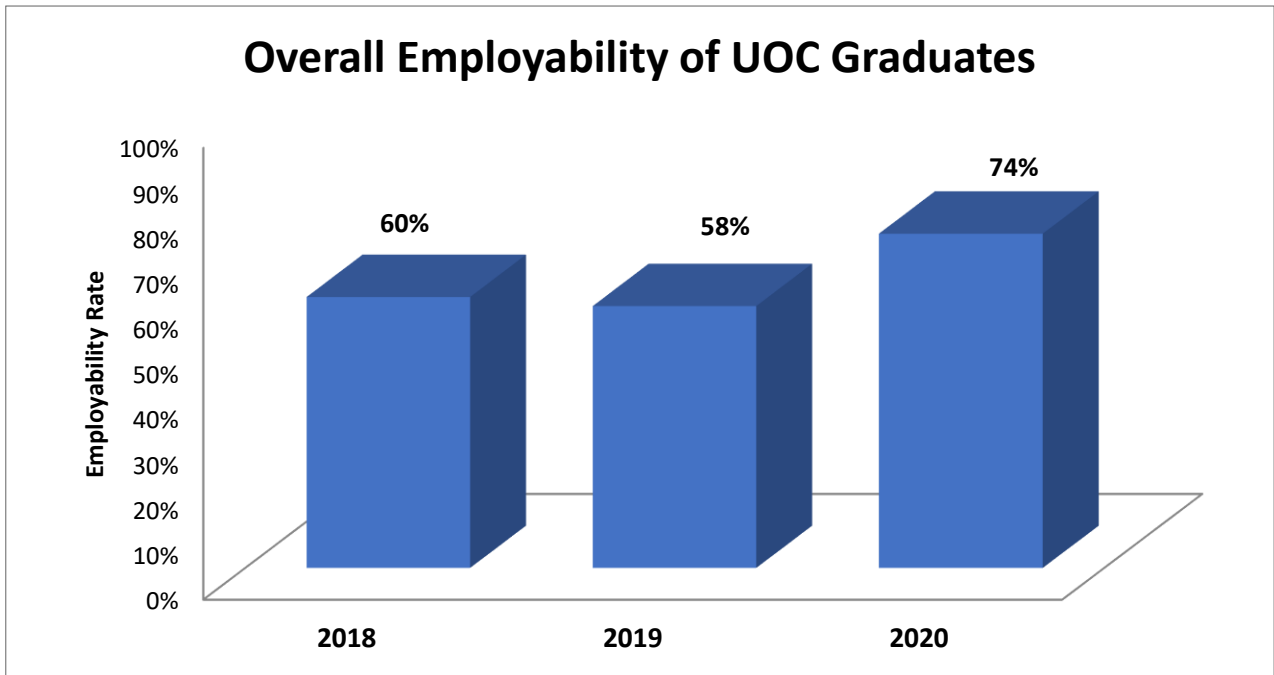
Faculty/ Institute	2018		2019		2020	
	No of Output	Employability Rate	No of Output	Employability Rate	No of Output	Employability Rate
Arts	596	29%	565	27%	515	46%
Education	94	100%	103	100%	114	72%
Law	250	26%	248	27%	251	69%
Management	384	77%	391	83%	440	85%
Medicine	41	60%	230	31%	249	95%
Science	422	80%	384	76%	388	85%
Sri Palee	-	-	143	33%	154	46%
IIM	142	61%	137	61%	156	67%
UCIARS	13	91%	14	100%	32	93%
UCSC	244	95%	237	91%	250	95%
<b>Overall</b>	<b>2186</b>	<b>60%</b>	<b>2452</b>	<b>58%</b>	<b>2549</b>	<b>74%</b>

#### Notes:

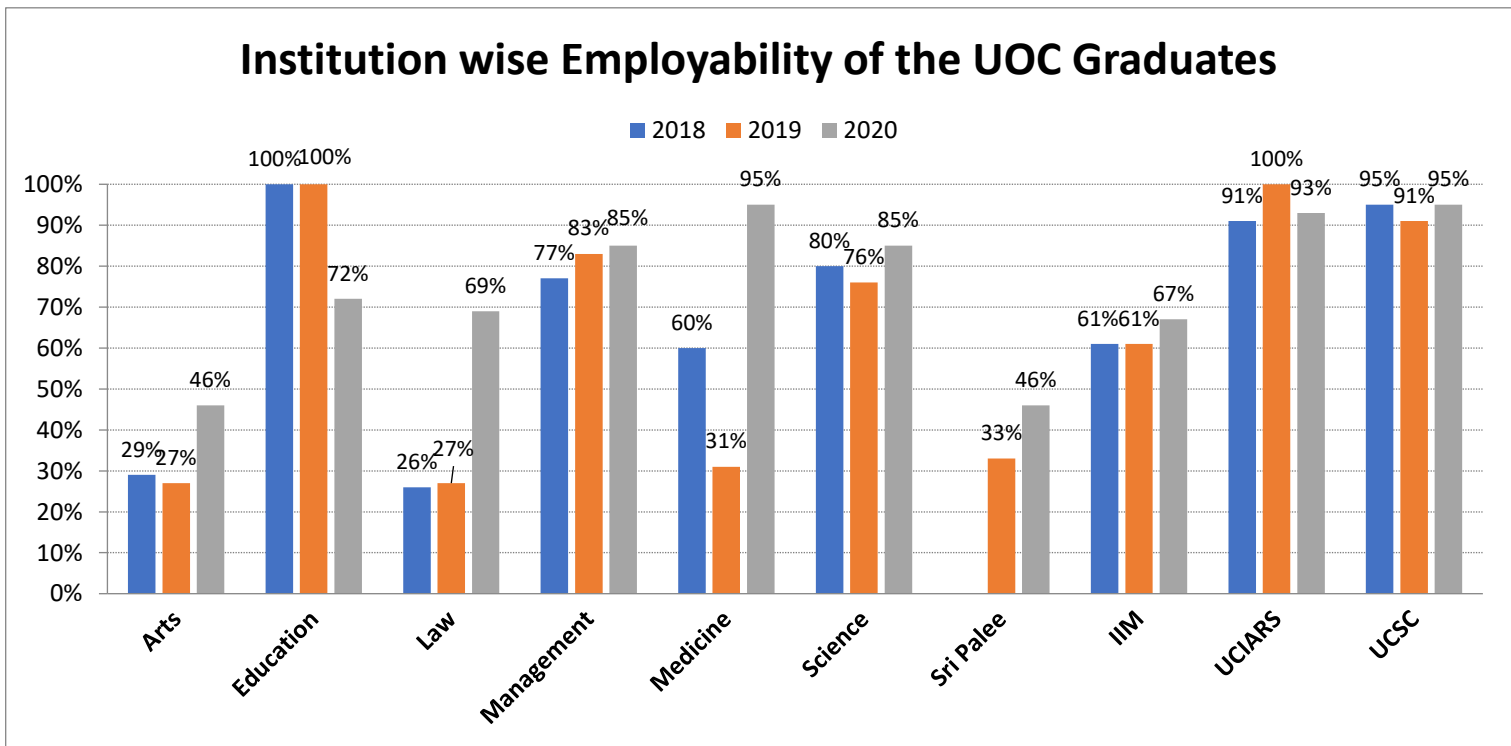
1. Graduates of the Faculty of Law need one more year after the graduation to complete Attorney at Law qualification before they become employed and due to this reason, the employment rate of the graduates may be low at the convocation.

2. Graduates of the Faculty of Medicine have guaranteed employment in the Ministry of Health. So, their future employability is 100%. There is however a delay of about one year from graduation to commencing employment. Therefore, at the time of the convocation, when this survey was conducted, only those who were in temporary contracted positions in universities and other organizations replied as currently employed.

3. Details of the Sri Palee campus for the year 2018, could not be retrieved due to a technical problem



Graph 02: Employability Rate over the years 2018 – 2020



Graph 03: Institution wise Employability Rate over the years 2018 – 2020



## Institution wise Employability of Graduates without Education and Medical Graduates

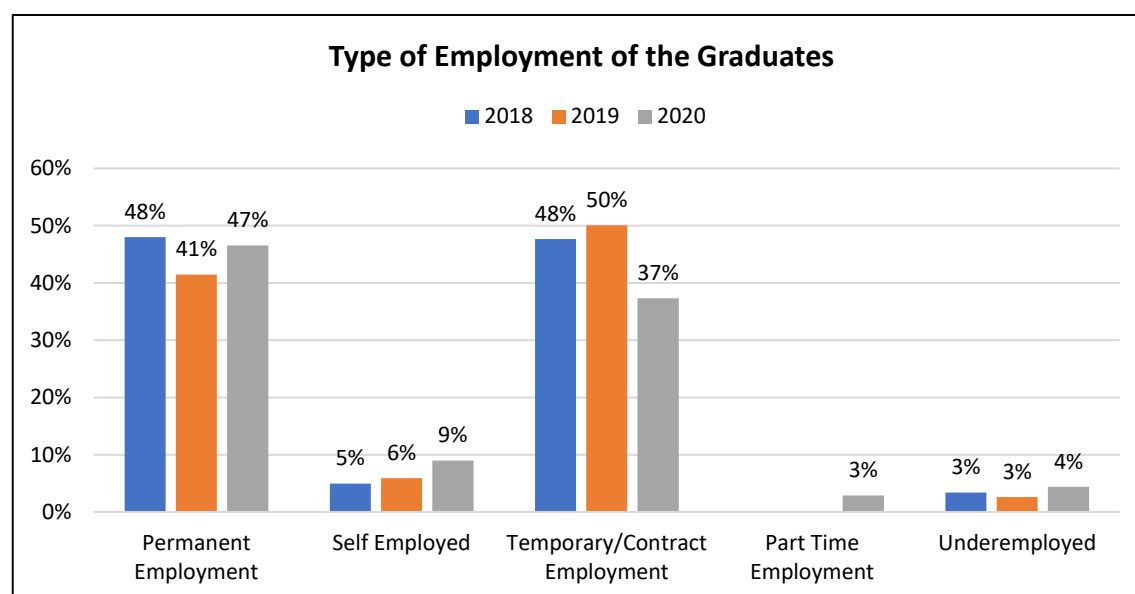
Table 04: Institution wise Employability of Graduates without Education and Medical Graduates

Faculty/ Institute	2018		2019		2020	
	No of Output	Employability Rate	No of Output	Employability Rate	No of Output	Employability Rate
Arts	596	29%	565	27%	515	46%
Law	250	26%	248	27%	251	69%
Management	384	77%	391	83%	440	85%
Science	422	80%	384	76%	388	85%
Sri Palee	-	-	143	33%	154	46%
IIM	142	61%	137	61%	156	67%
UCIARS	13	91%	14	100%	32	93%
UCSC	244	95%	237	91%	250	95%
<b>Overall</b>	<b>2051</b>	<b>58%</b>	<b>2119</b>	<b>58%</b>	<b>2186</b>	<b>72%</b>

## Type of Employment of the Graduates

Table 02: Type of the employment of the graduates for the years 2018 - 2020

Type	2018	2019	2020
Permanent Employment	48%	41%	47%
Self Employed	5%	6%	9%
Temporary/Contract Employment	48%	50%	37%
Part Time Employment	-	-	3%
Underemployed	3%	3%	4%



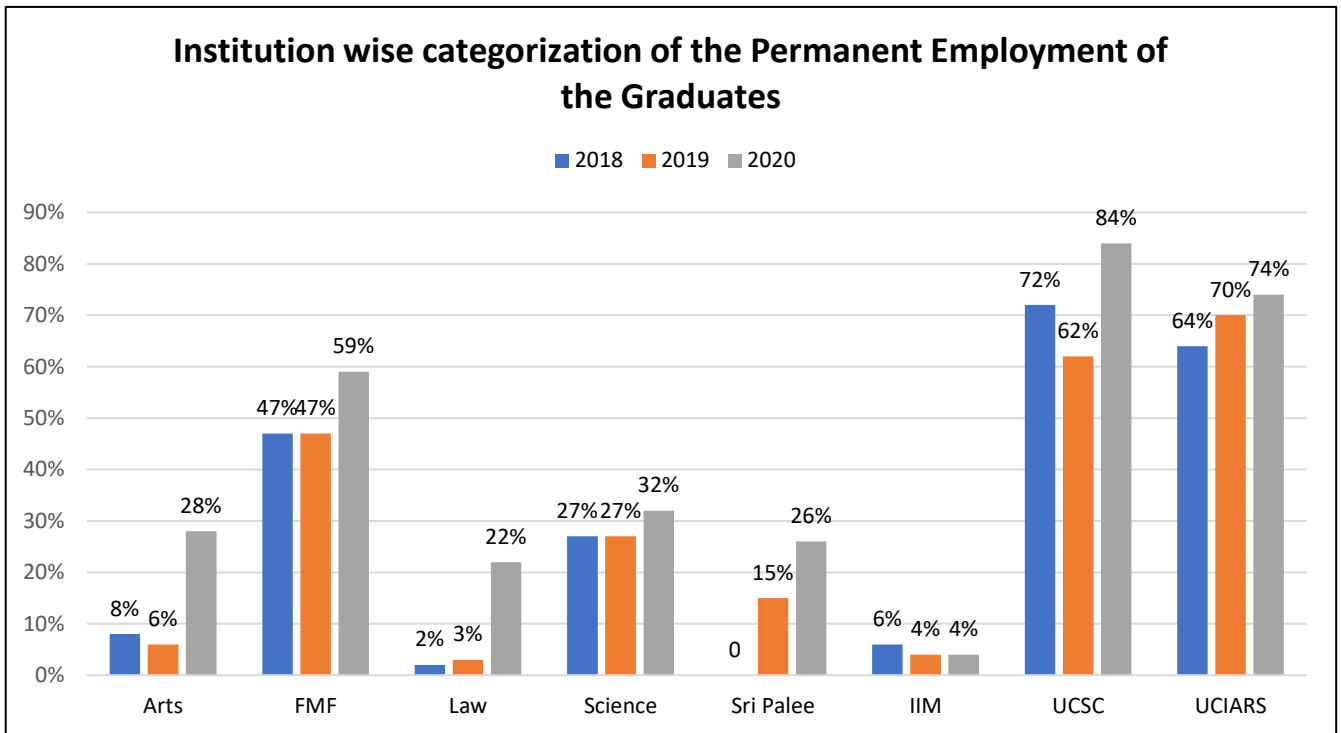
Graph 04: Type of the employment of the graduates for the years 2018 – 2020

### I. Permanent Employment of the Graduates

Table 03: Institution wise categorization of the Permanent Employment of the Graduates (except for Education and Medicine graduates)

Year	Arts	FMF	Law	Science	Sri Palee	IIM	UCSC	UCIARS
2018	8%	47%	2%	27%	-	6%	72%	64%
2019	6%	47%	3%	27%	15%	4%	62%	70%
2020	28%	59%	22%	32%	26%	4%	84%	74%

Note: Graduates from Education and Medicine Faculties have not been considered since their employment is guaranteed with the government of Sri Lanka

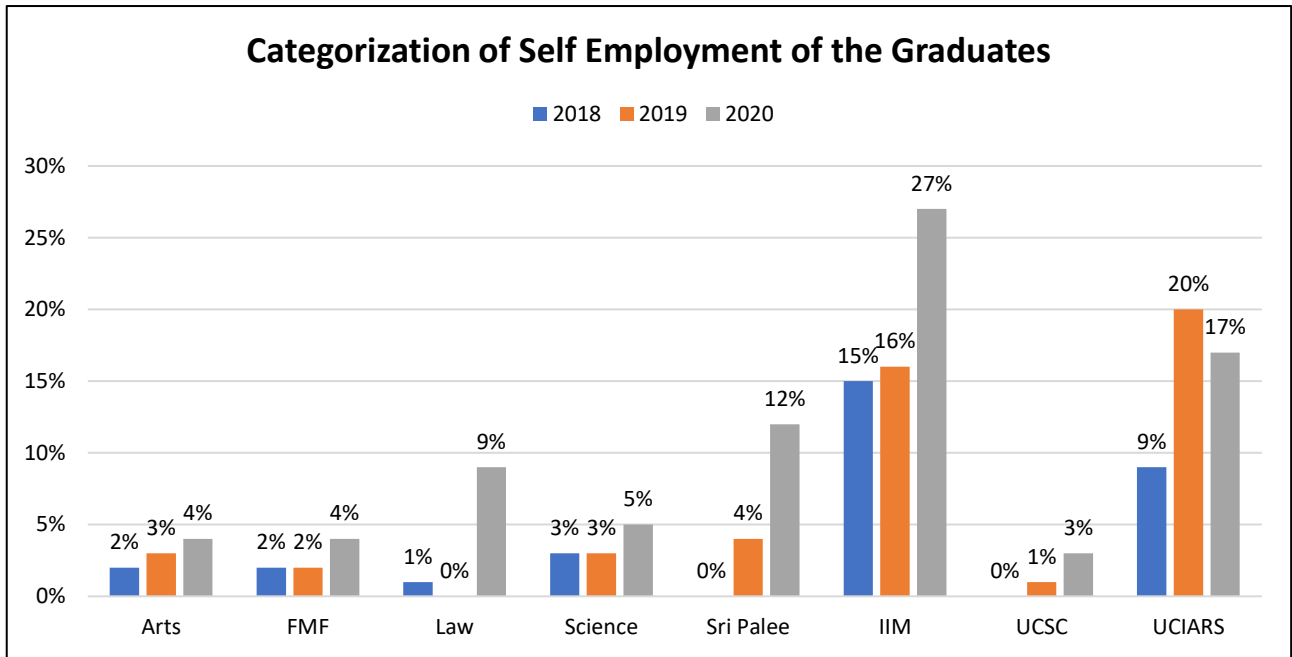


Graph 05: Institution wise categorization of the Permanent Employment of the Graduates

## II. Self-Employment of the Graduates

Table 04: Categorization of Self Employment of the Graduates

Year	Arts	FMF	Law	Science	Sri Palee	IIM	UCSC	UCIARS
2018	2%	2%	1%	3%	-	15%	-	9%
2019	3%	2%	-	3%	4%	16%	1%	20%
2020	4%	4%	9%	5%	12%	27%	3%	17%



Graph 06: Categorization of Self Employment of the Graduates

## Annexure 01

### Employability Study of Graduates 2020

This is the official census form for all graduates this year.

Please complete this survey by taking few minutes and help improve and reform the quality of higher education in Sri Lanka. The estimated time to complete this survey is less than 15 minutes. Note that your answers are anonymous and that they will be protected by law.

\*Sections are mandatory to answer

- 1) \* Gender:  Male  Female
- 2) GCE (A/L) Examination: District: ..... Z-Score: .....
- 3) Contact Details: email: ..... Telephone: .....  
[Personal Email is preferred for the Tracer Studies done after few years from Graduation]
- 4) Faculty/ Institution: \_\_\_\_\_
- 5) Degree type:  
 General (3 years)  General (4 years)  Special  Honours  Medical (5 years)
  - If **special**, please specify area of specialization: \_\_\_\_\_
- 6) Medium of Instruction  
 English  Sinhala  Tamil
- 7) Class received:  
 First Class  Second Upper  Second Lower  General Pass
- 8) English Language Proficiency
  - 8.1 The Grade you received for GCE(O/L) **English Language**  
 A  B  C  S  F
  - 8.2 The Grade you received for GCE(A/L) **General English**  
 A  B  C  S  F
  - 8.3 The level you passed in English at the University (at Orientation Programme)  
 1  2  3  4  Exempted

9) Computer Literacy (Mark with a 'v' to all that apply)

Have not used a computer at all		Capable of using MS Office Packages	
Owns a laptop/ Any Digital Device		Owns a desktop computer	
Comfortable browsing the web		Using the computer to search jobs	
Use email regularly		Capable of writing computer programmes	

10) To what extent do you agree with the following statements? (Mark with a 'v' the desired level)

Statement	Strongly Disagree	Somewhat Disagree	Neutral	Somewhat Agree	Strongly Agree
Teaching methods used at the university are effective					
Learning process is suitable for current job environment					
Quality of lecturers is good					
IT facilities are satisfactory					
Learning is mostly done by memorizing the lecture notes					
Student centered teaching is practiced in the university					
Practical training is a part of the university education					

11) Does your study programme stipulate a mandatory Internship prior to Obtaining the Full Professional Qualification?

Yes       No

12) Is the Internship Training

- Compulsory with Credits
- Compulsory without Credits
- Elective with Credits
- Elective without Credits

13) Did the university provide support to find an Internship Training?

Yes                                  No

14) \*Were you involved in any of the following during your university years?

	No	Yes	If yes, please specify
Extra-curricular activities			
Vocational training / Internships			
Other educational/ Professional qualifications			
Full/part-time employment			

15) \*What is your current employment status?

- Permanent Employment
- Temporary/Contract employment
- Part Time Employment
- Self employed
- Underemployed
- Not looking for a job
- Continuing higher studies
- Not employed

[\*Underemployed - not having enough paid work or not doing work that makes full use of their skills and abilities]

Answer questions 16 - 25 ONLY if you are currently **employed** (Permanent/Temporary/Contract/Self-employed/Underemployed) otherwise skip to question 26)

16) Name of the organization currently employed and the Job Title:

.....

17) Which sector are you employed in?

- Public                       Private                       Semi Government       Self Employed
- Foreign

18) The position you hold currently?

- Senior Management                       Middle Management                       Junior Management
- Management Trainee                       Support Staff (Clerical/Secretarial)       Teacher
- Lecturer                                       Doctor                                       Entrepreneur
- Administration                               Consultant                                       Trainee

Other: Please Specify .....

19) To which economic sector does your current job belong to

- Agriculture /Dairy       Bank Finance/ Insurance       Construction / Engineering       Education
- Manufacturing       Health care                       Hotels/ Travels/Tourism       IT
- Power and Energy       Telecommunication                       Trade                                       Plantation
- Public Administration & Defense                       Professional, Scientific & technical
- Legal and Justice

Other If other, please specify .....

20) What is your current gross monthly salary (In Rupees)?

- Less than 20,000    20,000-29,999    30,000-39,999    40,000-49,999
- 50,000-59,999    60,000-75,000    Over 75,000    Over 100,000
- Over 200,000

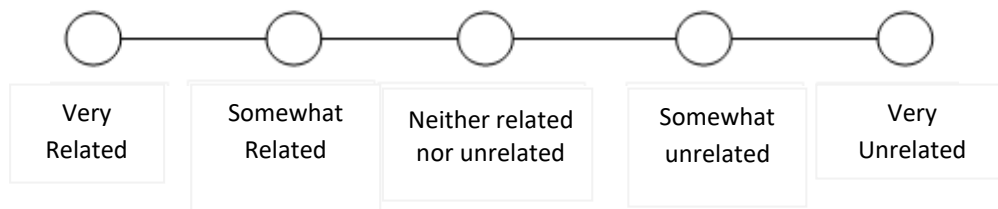
21) How did you find this job?

- Newspaper    Gazette    Online    Personal contacts
- Competitive Exam    Continuing with the same job held during university education
- Via Internship    Via University    Job fair/ career guidance
- Other If other, please specify \_\_\_\_\_

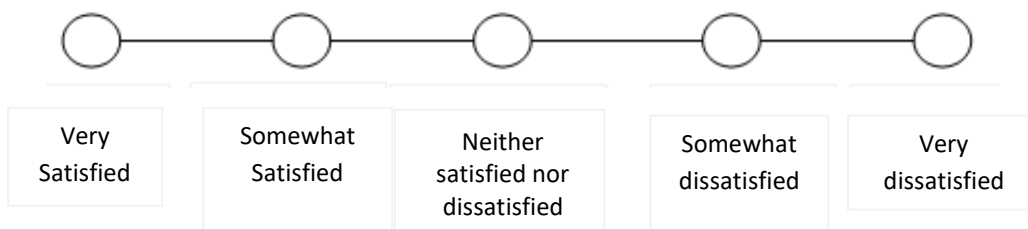
22) What do you think were the most important aspects in getting this job? (Check all that applies)

- Degree    Class of degree    Reputation of university
- Field of study    Research experience    Personal contacts
- Previous work experience    English proficiency    Other professional qualifications
- Your Personality    Computer literacy
- Other If other, please specify \_\_\_\_\_

23) Is this job related to the field you studied for your degree?



24) How satisfied are you with this job?





25) When did you find your current job?

- During the University
- After sitting the final exam
- After releasing the result

26) If you are currently Unemployed, how likely are you to get Employed in future?

- Within 1 Year
- Within 2 Years

27) What do you think are the main obstacles for you to get a job? Please give details.

28) What are your career goals for the next two years? (Mark with an “ v ” to all that applies)

- Find a better job
- Migration
- Further studies
- Find a job
- Research
- Private Practice
- Other If other, please specify \_\_\_\_\_

29) What do you think could be done to facilitate the first employment after graduation? Please give suggestions

Thank you for completing this census. We appreciate the time you have spent in providing us with feedback that will help reform and improve the higher education of Sri Lanka. For additional information about this census, please write to the Senior Assistant Registrar/ Academic & Publications/ College House/ [acpbuoc@gmail.com](mailto:acpbuoc@gmail.com)/ [as@ap.cmb.ac.lk](mailto:as@ap.cmb.ac.lk)